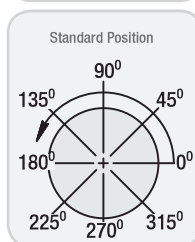
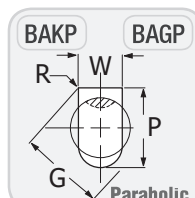
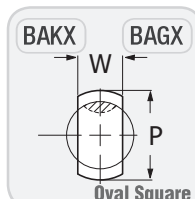
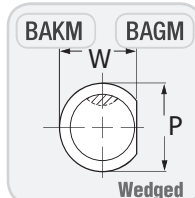
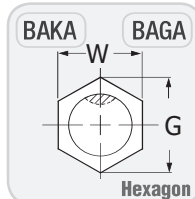
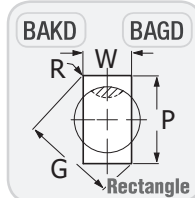
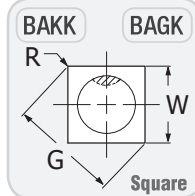
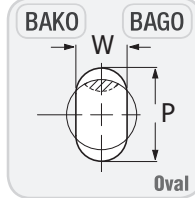
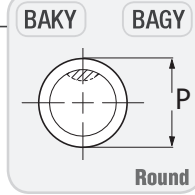


HEAVY DUTY

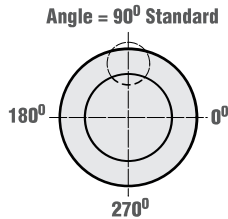
Shapes



Larger Ball Lock Punch

Body and outer dia. are precision ground.

Code: **BAKY**



Round Type Punches

Order d2	Ball Socket d5	P (round) Min. Max.	L1 Min. Max.	L
BAKY.. 10	10	10.1 ~ 25	16	80 90 100
BAKY.. 13	12 mm	13.1 ~ 32	20	
BAKY.. 16		16.1 ~ 38	25	
BAKY.. 20		20.1 ~ 40	25	
BAKY.. 25		25.1 ~ 47	25	
BAKY.. 32		32.1 ~ 63	32	
BAKY.. 40		40.1 ~ 63	32	

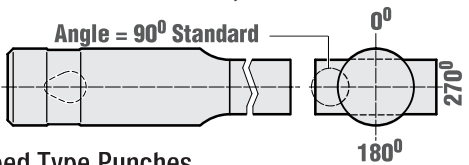
Round
Shaped



Order: **BAK..** d2 x P/W/G x L1 x L

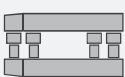
Types: **BAKY - BAKO - BAKK - BAKD - BAKA - BAKM - BAKX - BAKP**

Please refer to the table on the right side

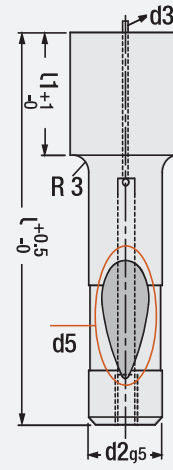


Shaped Type Punches

Order d2	Ball Socket d5	P/W/G (Shape) Min. Max.	L1 Min. Max.	L
BAK..10	10	3.0 ~ 25	16	80 90 100
BAK..13	12 mm	5.0 ~ 32	20	
BAK..16		6.0 ~ 38	25	
BAK..20		8.0 ~ 40	25	
BAK..25		10 ~ 47	25	
BAK..32		11.5 ~ 63	32	
BAK..40		14 ~ 63	32	



Dies



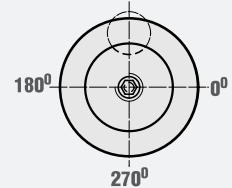
HEAVY DUTY

Larger Ball Lock Ejector Punch

Body and outer dia. are precision ground.

Code: **BAGY**

Angle = 90° Standard



Round Type Punches

Order d2	Ball Socket d5	Pin d3	P (round) Min. Max.	L1 Min. Max.	L
BAGY.. 10	10	4	10.1 ~ 25	16	80 90 100
BAGY.. 13	12 mm	5	13.1 ~ 32	20	
BAGY.. 16		5	16.1 ~ 38	25	
BAGY.. 20		6	20.1 ~ 40	25	
BAGY.. 25		6	25.1 ~ 47	25	
BAGY.. 32		6	32.1 ~ 63	32	
BAGY.. 40		6	40.1 ~ 63	32	

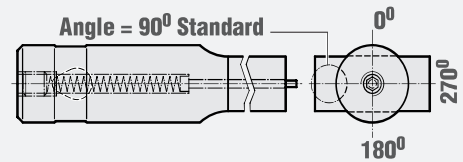
Round
Shaped



Order: **BAG..** d2 x P/W/G x L1 x L

Types: **BAGY - BAGO - BAGK - BAGD - BAGA - BAGM - BAGX - BAGP**

Please refer to the table on the left side



Shaped Type Punches

Order d2	Ball Socket d5	Pin d3	P/W/G (Shape) Min. Max.	L1 Min. Max.	L
BAG.. 10	10	4	3.0 ~ 25	16	80 90 100
BAG.. 13	12 mm	5	5.0 ~ 32	20	
BAG.. 16		5	6.0 ~ 38	25	
BAG.. 20		6	8.0 ~ 40	25	
BAG.. 25		6	10 ~ 47	25	
BAG.. 32		6	11.5 ~ 63	32	
BAG.. 40		6	14 ~ 63	32	