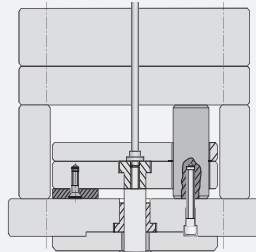


Support Pillar for Injection Mould (Ejector plate / thrust wedge)

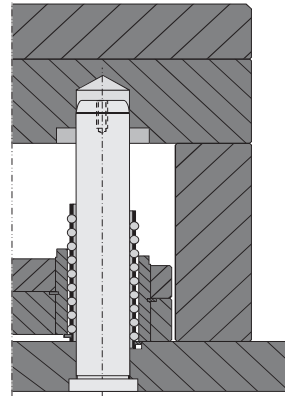
Code: **G21**

D	L	d1	d2	L2	t1	M
32	47	6.5	11	7.5	15	M8
	57					
	67					
	77					
	87					
40	47	8.5	15	10	20	M10
	57					
	67					
	77					
50	87	8.5	15	10	20	M10
	97					
	117					
	137					
63	57	8.5	15	10	20	M10
	67					
	77					
	87					
	97					
80	117	10.5	18	12	25	M10
	137					
	157					

In injection moulds:
The thrust wedge that can be used in order to avoid dent / load between support plate (H4) and bottom joint plate (H5A) also can be provided working of ejector plates more rigidly and sensitively.
In order to avoid clicking (gap), **G110 mounting flange** can be used.

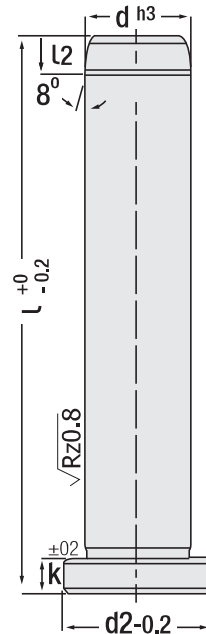


Order: **G21. D x L**



Guide Pillar for Ball Cage

Code: **G18**



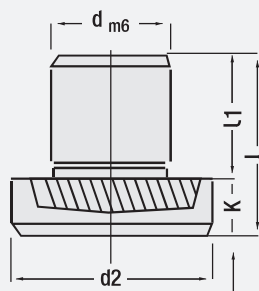
Compatible Bushes



It is used in ejector plates of injection moulds and ejector plates with ball cage bush working precision and serially. In addition, it is compatible to work with intermediate plate of progressive dies / dies as auxiliary centering component.

Code: **G18**

d	L	L2	d2	k
12	80	4	16	4
	100			
	120			
18	120	7	22	6
	140			
	160			
20	120	7	24	6
	140			
	160			
	200			
25	140	7	28	15
	160			
	200			
	240			
30	160	7	36	15
	200			
	240			
40	180	10	48	15
	200			
	240			
	300			



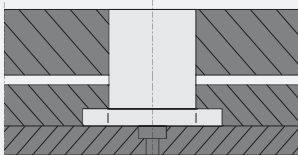
Thrust Pin

Code: **G120**

Stop / Thrust Pin: It is compatible to use between holder plates of injection moulds or dies.

d m6	L mm	L1 mm	d2	K
8	17	12	16	5
14	21	15	24	6

Mounting Example



Order: **G120. d x L**

Material: 1.7131 (16MnCr5)
Hardness: 58 - 62 HRC



Order: **G18. d x L**

Material: < 0 20 = 1.7131
> 0 20 = 1.1213 (Cf53)
Hardness: 58 - 62 HRC

Areas Of Usage:

* In ejector plates, ball cage bush precision ejector systems.
* It is used in dies as intermediate centering components.



Page

47