

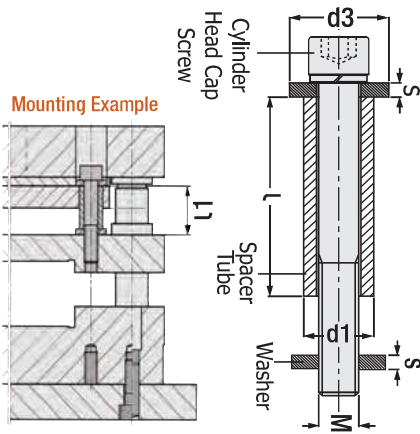


## Spring and Spacer Unit Code: G71

### Assembly of Spring and Spacer Unit:

Punches are ground equally after mounted to retainer. When punches are ground, for loosing distance tube as 0.1 mm, the length of junction should adjust.

**Note:** This product is with o-ring and o-ring should be removed before mounting.



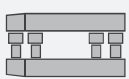
Code: G71

d1	L1	d3	L	s	M
13	33	18	29	4	M8 x50
	43		39		M8 x60
	53		49		M8 x70
	63		59		M8 x80
	73		69		M8 x90
15	33	20	29	4	M10 x60
	43		39		M10 x70
	53		49		M10 x80
	63		59		M10 x90
	73		69		M10 x100

Order: G71. d1xL1

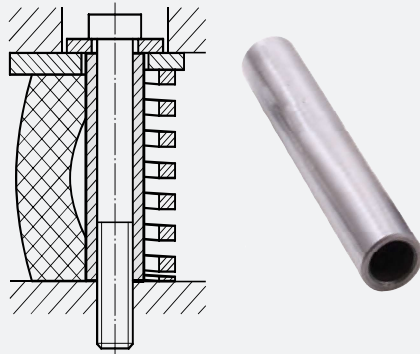
Material: 1.7131  
Hardness: 58 ± 2 HRC

Page  
160

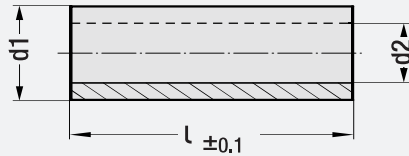


Dies

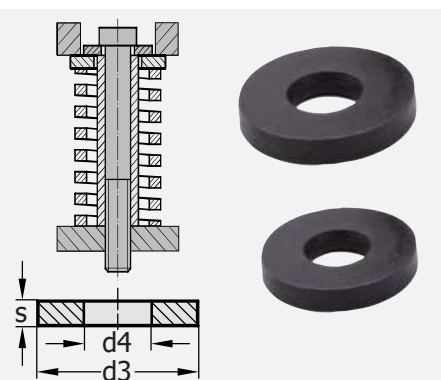
Die & Mould  
Components  
Production  
**GTH**



## Spacer Tube Code: G71B



Order	d1	L	d2
G71B.1329	13	29	8.2
G71B.1339		39	8.2
G71B.1349		49	8.2
G71B.1359		59	8.2
G71B.1369		69	8.2
G71B.1529	15	29	10.2
G71B.1539		39	10.2
G71B.1549		49	10.2
G71B.1559		59	10.2
G71B.1569		69	10.2

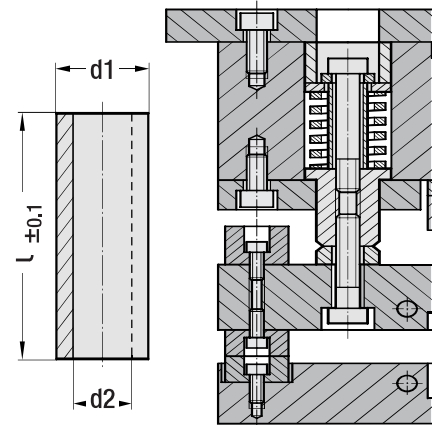


## Washer Code: G71P

Order	d3	d4	s
G71P.18	18	8.4	4
G71P.20	20	10.5	4



## Spacer Tube Code: G71Y



Code: G71Y

d1	L	d2	d1	L	d2
10	20	6.5	20	30	13
	25			40	
	30			50	
	32			63	
	40			80	
	50			100	
	63			125	
	80			140	
12	20	8.5	25	40	17
	25			50	
	30			63	
	40			80	
	50			100	
	63			125	
	80			140	
	100			160	
16	30	11	38	63	25
	40			80	
	50			100	
	63			125	
	80			140	
	100			160	
	125			200	
	140			250	

Order:  
G71Y. d1xL

Material: 1.7131  
Hardness: 58 ± 2 HRC