



## Angle Pin

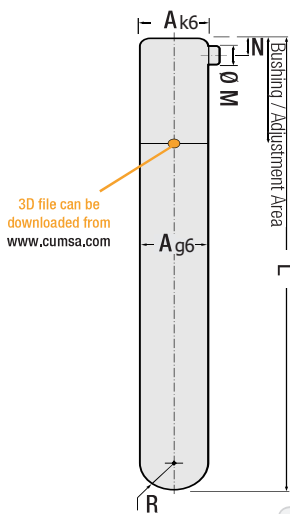
Code: **GI**

This item can be fitted to any of the corresponding Cumsa sets (CG, GR & BG). Several diameters and lengths of angle pins.

**Attention!** When ordering, indicate the desired "L" dimension after the order reference code.

Material: 1.7242

Hardness: 60 ± 2 HRC



Code: **GI**



Code: **BG**

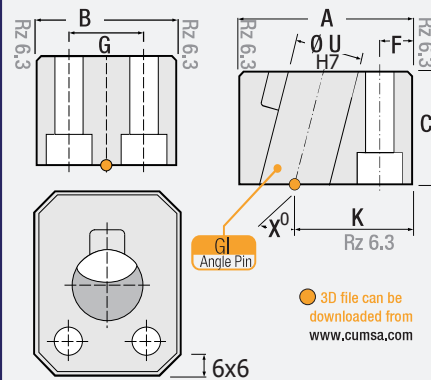
## Square Angle Pin Housing

This is similar to the round Angle Pin Housing (GR) but allows the fitting of angle pins from 15° or 20°. This unit is bigger than the GR to allow for the greater angles and it requires a square pocket to be machined in the mould base. All machining is made 90° to the parting line. Parts can be replaced from the Parting Line. Minimum space required for installation.

Material: 1.2312

≈ 1.080 N/mm<sup>2</sup>.

Patented System



Code: **BG**



Code: **GR**

## Angle Pin Housing

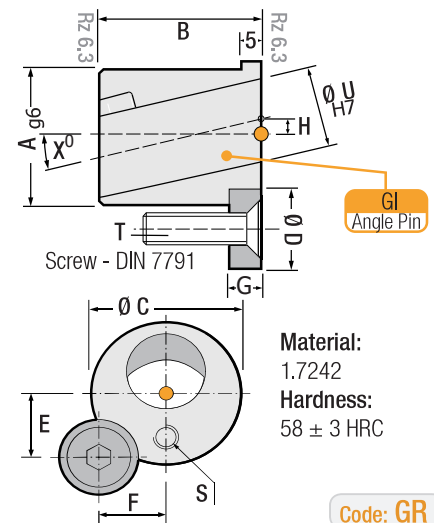
This unit incorporates a predrilled hole for the angle pin which eliminates the need to angularly drill the mould base. The mould base only needs to be drilled from the front to accept this unit. The unit comes in either 10° or 15°.

All drilling is made 90° to the parting line.

Parts can be replaced from the Parting Line.

Minimum space required for installation.

Several diameters and lengths of angle pins.



Material:  
1.7242  
Hardness:  
58 ± 3 HRC

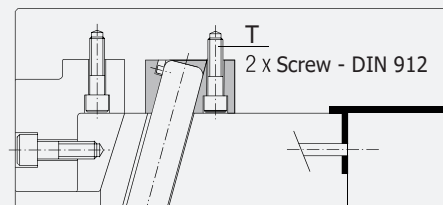
Code: **GR**

Order	A	Bushing / Adjustment Area
GI.010.. L	10	≈ 25
GI.012.. L	12	≈ 30
GI.016.. L	16	≈ 35
GI.020.. L	20	≈ 40
GI.024.. L	24	≈ 45
GI.028.. L	28	≈ 50

M	N	L (Length)			R
4	4	075	090	105	5
4	4	095	110	130	6
4	4	115	135	160	8
6	6	140	165	190	10
6	6	170	195	220	12
6	6	200	225	250	14

Order	A	B	C	F
BG.423016-15	42	30	30	7.5
BG.504020-15	50	40	36	9
BG.554024-15	55	40	40	9
BG.655028-15	65	50	45	12
BG.423016-20	42	30	30	7.5
BG.504020-20	50	40	36	9
BG.554024-20	55	40	40	9
BG.655028-20	65	50	45	12

G	K	T	U	X
15	28	M6x35	Ø 16	15°
22	34	M8x40	Ø 20	
22	38	M8x45	Ø 24	
26	45	M10x50	Ø 28	20°
15	28	M6x35	Ø 16	
22	34	M8x40	Ø 20	
22	38	M8x45	Ø 24	
26	45	M10x50	Ø 28	



Order	A	B	C	D	E
GR.182622-10	18	26	22	12	10.8
GR.222826-10	22	28	26	16	11
GR.283432-10	28	34	32	16	13
GR.344038-10	34	40	38	20	17
GR.424546-10	42	45	46	20	19.5
GR.465050-10	46	50	50	20	21
GR.182622-15	18	26	22	12	10.8
GR.222826-15	22	28	26	16	11
GR.283432-15	28	34	32	16	13
GR.344038-15	34	40	38	20	17
GR.424546-15	42	45	46	20	19.5
GR.465050-15	46	50	50	20	21

F	G	H	S	T	U	X°
7.5	6	3.8	M5x5	M5x16	10	10°
11		4	M6x6	M6x16	12	
13		5			16	
17	8	5.5	M8x6	M8x20	20	15°
19.5		6			24	
21		7			28	
7.5	6	3.8	M5x5	M5x16	10	15°
11		4	M6x6	M6x16	12	
13		5			16	
17	8	5.5	M8x6	M8x20	20	15°
19.5		6			24	
21		7			28	

