

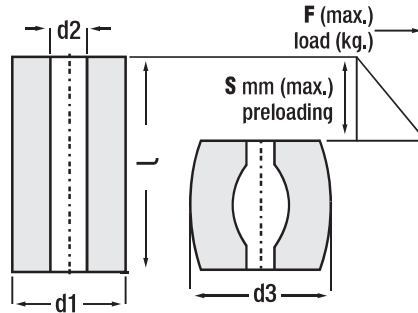
90 Shore / Red Springs

Code: **PMK**

80 Shore / Yellow Springs

Code: **PMS**

D = Solid / B = Hollow



Compression (Length)

Red / 90 Shore: % 25

Yellow / 80 Shore: % 35

Polyurethane Compression Spring

They do not create any problem at water / oil emulsions (resistance to thermal shock). They do not have any abrasion effects that can be distinguished with fixed and high load under normal temperature and environmental conditions at serial motion dies. Especially, they are efficient in ambient that do not require magnetization. Polyurethane springs can be machining with ordinary machine tools (such as lathe) as well as can be machining with traditional cutting tools (with sharp cutting edge). Polyurethane compression spring is incompressible material, spring load is obtained by extending outwards. Most of the expansion is reflected outwards. When desired higher flexion, selected spring is cut into two pieces from centre, then metal thick washer is inserted, thus flexion is increased two times. Pin diameter of polyurethane compression springs should be less than the inner diameter of spring.


Ø d1 mm	L mm	Ø d2 mm	Ø d3 mm	% 25		% 35	
				90 Shore (red)		80 Shore (yellow)	
				Max. Force S mm	Max. Force F Kg	Max. Force S mm	Max. Force F Kg
16	12	6.5	21	3.6	171	4.3	104
	16			4.8	169	5.6	100
	20			6.0	165	7.0	97
	25			7.5	161	8.7	96
20	16	8.5	36	4.8	265	5.6	156
	20			6.0	260	7.0	154
	25			7.5	258	8.7	153
	32			9.6	255	10.6	152
25	20	10.5	32	6.0	439	7.0	265
	25			7.5	428	8.7	260
	32			9.6	423	10.6	257
	40			12.0	420	14.0	255
32	32	13.5	42	9.6	653	10.6	398
	40			12.0	648	14.0	393
	50			15.0	643	17.5	390
	63			18.9	638	22.0	388
40	32	13.5	52	9.6	1122	10.6	683
	40			12.0	1112	14.0	673
	50			15.0	1101	17.5	668
	63			18.9	1097	22.0	663
50	32	17	65	9.6	1775	10.6	1102
	40			12.0	1765	14.0	1061
	50			15.0	1734	17.5	1041
	63			18.9	1698	22.0	1020
80	40	17	65	24.0	1683	28.0	1015
	50			30.0	1673	35.0	1010

Order: Code. D or B . d1 . L

Order Example: PMS,B,25,40

Heat resistance: 70°C

Note: Under 18°C gradual increase in hardness.



Polyurethane Compression Spring

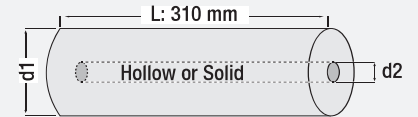
90 Shore / Red Springs

Code: **PYK**

80 Shore / Yellow Springs

Code: **PYS**

D = Solid / B = Hollow



Solid Type	d2		d1	Solid Type	d2		d1
	Hollow	d1			Hollow	d1	
90 Shore: Flexion %25 Loaded Spring	6.5	16	310	80 Shore: Flexion %35 Loaded Spring	6.5	16	310
	8.5	20			8.5	20	
	10.5	25			10.5	25	
	13.5	32			13.5	32	
	13.5	40			13.5	40	
	17.0	50			17.0	50	
	17.0	63			17.0	63	
21.0	80	21.0	80				
21.0	100	21.0	100				
27.0	125	27.0	125				

Length (L): 310 mm

Length (L): 310 mm

Order: Code. D or B . d1

Order Example: PYK.D,32

Polyurethane Shock Absorbing Washer

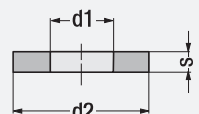
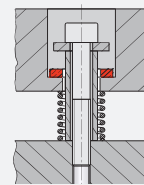


Code: **PRPS**



Code: **PRPK**

90 Shore - red / %25
80 Shore - yellow / %35



d2	d1	s	d2	d1	s	
Ø 16	6.5	3 mm	Ø 40	13.5	5 mm	
	11	4 mm		17	6 mm	
Ø 20	8.5	3 mm	Ø 50	21	7 mm	
	11	4 mm		32	8 mm	
	13	5 mm		17	6 mm	
Ø 25	10.5	3 mm	Ø 63	26	7 mm	
	12	4 mm		32	8 mm	
	14	5 mm		37	10 mm	
Ø 32	13.5	3 mm	Ø 80	17	6 mm	
	18	4 mm		32	10 mm	
	21	5 mm		Ø 100	21	8 mm
	23.5	6 mm			42	10 mm
25	7 mm	21	10 mm			

Order: Code. d1 x d2 x s

Order Example: PRPS, 11 x 20 x 4

In special forms are produced as per request!

