


Quick Connect Pneumatic Fittings - Metal Models

"AIR HOSES"
 When ordering, pls. specify the desired metre.


Metal structure, quick connect and for pneumatic / air distribution mounting systems. Max. Temperature: 60°C.
 Quick Connect Pneumatic Fittings also can be used in cooling system of Injection Moulds, it is recommended to keep the environment temperature and water temperature circulating - max. 60°C. Thermometers may be used for temperature measurement (page-283 & page-288).
Attention: Possible temperature increases (over 60°C. max.) may cause water leakages in time !
 "POLB" or "TEF" Air Hoses are recommended for installation of cooling system.

Metal, Fitting - External Thread **IPCT**
 Order: IPCT. d x d1




d	d1
1/8"	4 mm
1/8"	6 mm
1/8"	8 mm
1/4"	6 mm
1/4"	8 mm
1/4"	10 mm
1/4"	12 mm
3/8"	10 mm
3/8"	12 mm

Metal, Elbow Fitting - 90° **IPLT**
 Order: IPLT. d x d1




d	d1
1/8"	4 mm
1/8"	6 mm
1/8"	8 mm
1/4"	6 mm
1/4"	8 mm
1/4"	10 mm
1/4"	12 mm
3/8"	10 mm
3/8"	12 mm

Metal, "T" Fitting **IPBT**
 Order: IPBT. d x d1




d	d1
1/8"	4 mm
1/8"	6 mm
1/8"	8 mm
1/4"	6 mm
1/4"	8 mm
1/4"	10 mm
1/4"	12 mm
3/8"	10 mm
3/8"	12 mm

Metal, Hose Nipple **IPUT**
 Order: IPUT. d1



d1
4 mm
6 mm
8 mm
10 mm
12 mm
14 mm
16 mm

Metal, "T" Hose Fitting **IPET**
 Order: IPET. d1



d1
4 mm
6 mm
8 mm
10 mm
12 mm
14 mm
16 mm

Metal, Hose Reduction Fitting **IPOT**
 Order: IPOT. d1 x d2



d1	d2
8	6 mm
10	8 mm


Metal, Hose Fitting with Valve **IPCV**
 Order: IPCV. d x d1



d	d1
1/8"	6
1/4"	8
1/4"	10
3/8"	12


Open
Valved
Closed

Metal, Elbow Hose Fitting **IPVT**
 Order: IPVT. d1




d1
4 mm
6 mm
8 mm
10 mm
12 mm
14 mm
16 mm

Metal, Pipe Cross Hose Fitting **IPZT**
 Order: IPZT. d1




d1
4 mm
6 mm
8 mm
10 mm
12 mm
14 mm
16 mm

Metal, "Y" Hose Fitting **MPY**
 Order: MPY. d1




d1
4 mm
6 mm
8 mm
10 mm
12 mm
14 mm
16 mm

Metal, Reduction Fitting **IBDG**
 Order: IBDG. d x d3




d	d3
1/8"	1/4"
1/8"	3/8"
1/8"	1/2"
1/4"	3/8"
1/4"	1/2"
3/8"	1/2"

Metal Nipple **IBBG**
 Order: IBBG. d x d3




d	d3
1/8"	1/4"
1/8"	3/8"
1/4"	3/8"
1/4"	1/2"
3/8"	1/2"

Detent Plug **IBP**
 Order: IBP. d




d	L
1/8"	8
1/4"	10
3/8"	10
1/2"	10

Detent Plug with O-Ring **IBPG**
 Order: IBPG. d




d	L
1/8"	10
1/4"	11
3/8"	12
1/2"	13

Air Hose - Polyamide (Max. 100°) **POLB**
Air Hose - Teflon (Max. 180°) **TEF**



Order Example	Ø In / Out
Code x 04	2 x 4
Code x 06	4 x 6
Code x 08	6 x 8
Code x 10	8 x 10
Code x 12	10 x 12

Air Hose - Polyurethane (Max. 60°) **PH**



Order	Ø In / Out
PH4	2 x 4
PH6	4 x 6
PH8	6 x 8
PH10	7 x 10
PH12	9 x 12

Spiral Air Hose **T186**



Order	Ø In / Out	Mt. Length
T18604	4 - 6	4
T18605	5 - 8	5
T18607	5 - 8	7.5
T18615	5 - 8	15
T18610	12 - 8	10

with fitting