

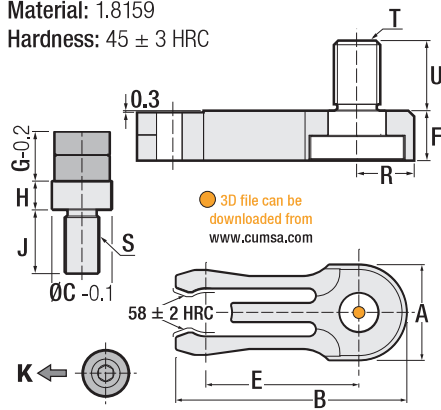


Slide Retainer

Code: **RCM**

Incorporates a mechanical stopper.
The fixing pin has rollers to avoid wear on friction surfaces. Less machining for installation compared to similar products on the market. Minimum space required for installation.

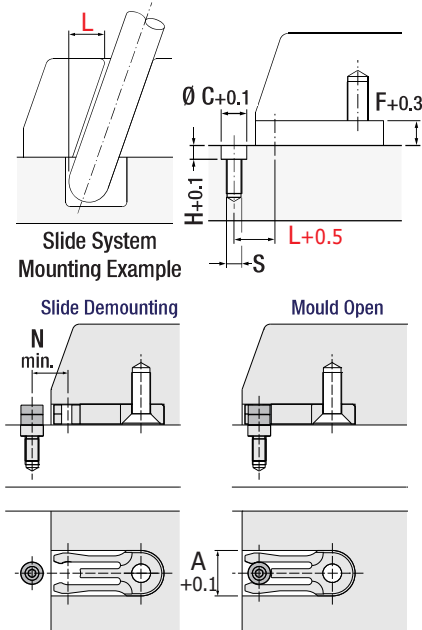
Material: 1.8159
Hardness: 45 ± 3 HRC



Order	A	B	C	E	F	G
RCM.163808	16	38	8	25	7.6	7.6
RCM.204810	20	48	10	32	8.7	8.6
RCM.245712	24	57	12	37.5	9.6	9.6

H	J	K	N	R	S	T	U
4	10	8 Kg.	7	8	M5	M6	9
5	11	14 Kg.	8	10	M6	M8	12
6	12	18 Kg.	9	12	M8	M10	15

K: Force to release the retainer.

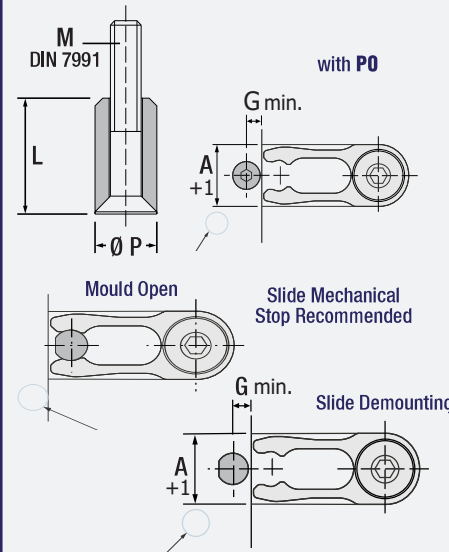


Optional Dowel Pin for Slide Retainer

Code: **PO**

Optional method for holding the Slide Retainer, that simplifies the disassembling. This item must be ordered separately.

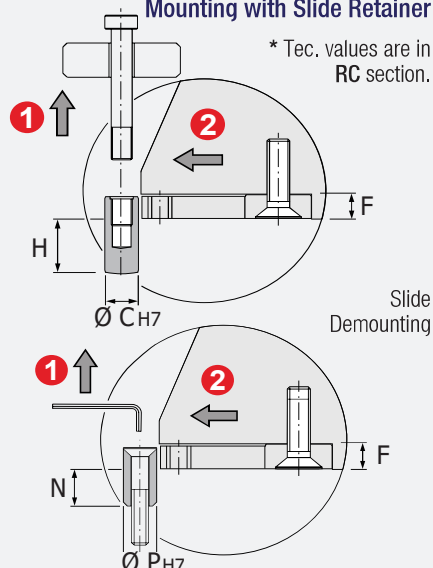
Material: 1.3505
Hardness: 60 ± 2 HRC



Order	L	M	N	P
PO.120320	12	M3x20	7.5	6
PO.150425	15	M4x25	10	8
PO.200530	20	M5x30	13	10
PO.250635	25	M6x35	16	12
PO.340850	34	M8x50	23	16

Mounting with Slide Retainer

* Tec. values are in RC section.

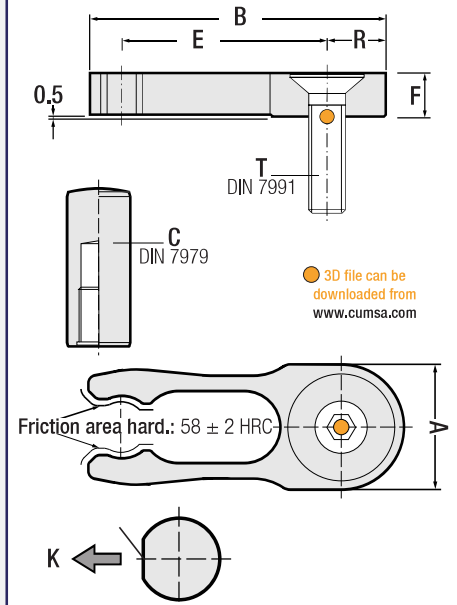


Slide Retainer

Code: **RC**

Less machining for installation compared to similar products on the market. Minimum space required for installation. Reduces costs in tool downtime. Offers a standard solution to the mould makers.

Material: 1.8159
Hardness: 45 ± 3 HRC



K: Force to release the retainer.

Slot depths should be: F = +0.30mm.

Order	A	B	C	E	F
RC.123006	12	30	6x20	21	4.7
RC.164008	16	40	8x20	28	5.7
RC.205010	20	50	10x24	34	7.7
RC.246012	24	60	12x32	42	9.7
RC.328012	32	80	16x40	56	11.7
RC.328016	32	80	16x40	56	15.7

G	H	K	R	T
4	16	5 Kg.	6	M5x16
5	15	7 Kg.	8	M6x20
6	17	14 Kg.	10	M8x25
7	23	21 Kg.	12	M10x30
9	27	28 Kg.	16	M12x35
9	25	38 Kg.	16	M12x50