



## Extra Long Drill

Code: **MG**

### GT100 type & for cooling channels

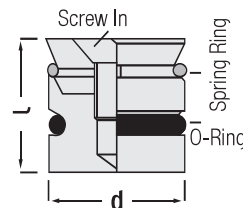
It is a long chip channel drill bit having great helix angle than normal. Especially, "10XD" perforation machining is provided on the deep surfaces. Due to its helix structure, it works comfortably and does not sticking into the middle hardened steel and aluminium materials by evacuating chip outside during drilling.



Code: **MG**

Order Code	Ø D	L	L1
MG35.165	3.5 mm	165 mm	115 mm
MG35.210		210 mm	145 mm
MG35.265		265 mm	180 mm
MG04.175	4 mm	175 mm	120 mm
MG04.220		220 mm	150 mm
MG04.280		280 mm	190 mm
MG05.198	5 mm	198 mm	135 mm
MG05.245		245 mm	170 mm
MG05.315		315 mm	210 mm
MG55.205	5.5 mm	205 mm	140 mm
MG55.260		260 mm	180 mm
MG55.330		330 mm	225 mm
MG06.205	6 mm	205 mm	140 mm
MG06.260		260 mm	180 mm
MG06.330		330 mm	225 mm
MG65.215	6.5 mm	215 mm	150 mm
MG65.275		275 mm	190 mm
MG65.350		350 mm	235 mm
MG07.225	7 mm	225 mm	155 mm
MG07.290		290 mm	200 mm
MG07.370		370 mm	250 mm
MG75.225	7.5 mm	225 mm	155 mm
MG75.290		290 mm	200 mm
MG75.370		370 mm	250 mm
MG08.240	8 mm	240 mm	165 mm
MG08.305		305 mm	210 mm
MG08.390		390 mm	265 mm
MG85.240	8.5 mm	240 mm	165 mm
MG85.305		305 mm	210 mm
MG85.390		390 mm	265 mm
MG09.250	9 mm	250 mm	175 mm
MG09.320		320 mm	220 mm
MG09.410		410 mm	280 mm
MG95.250	9.5 mm	250 mm	175 mm
MG95.320		320 mm	220 mm
MG95.410		410 mm	280 mm

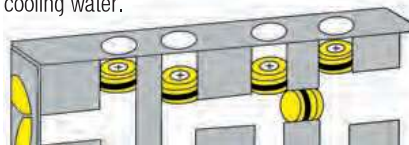
Order Code	Ø D	L	L1
MG10.265	10 mm	265 mm	185 mm
MG10.340		340 mm	235 mm
MG10.430		430 mm	295 mm
MG105.265	10.5 mm	265 mm	185 mm
MG105.340		340 mm	235 mm
MG105.430		430 mm	295 mm
MG11.280	11 mm	280 mm	195 mm
MG11.365		365 mm	250 mm
MG11.455		455 mm	310 mm
MG115.280	11.5 mm	280 mm	195 mm
MG115.365		365 mm	250 mm
MG115.455		455 mm	310 mm
MG12.295	12 mm	295 mm	205 mm
MG12.375		375 mm	260 mm
MG12.480		480 mm	330 mm
MG125.295	12.5 mm	295 mm	205 mm
MG125.375		375 mm	260 mm
MG125.480		480 mm	330 mm
MG13.295	13 mm	295 mm	205 mm
MG13.375		375 mm	260 mm
MG13.480		480 mm	330 mm



Code: **GCP**

### Detent Plug with O-Ring

It is adjusted fixing plug in order to use canceling (inactive) of unwanted holes in cooling channel of injection moulds or to direct flow motions of cooling water.



#### Mounting Information:

The diameter of cooling channel should be at least 0.1 mm larger than "GCP product". Any machining (threading etc.) on channel mounting and any mechanical process on product should not be done. "GCP" is never rusting, wall thickness of diameter on unit can be adjusted via O-ring.

Operating Temp. Range: 10 - 200°

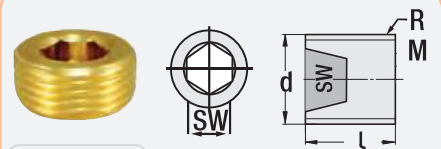
Pressure Capacity:

Ø 6 - 8 mm = 16 Kg./cm<sup>2</sup>

Ø 10 - 12 mm = 18 Kg./cm<sup>2</sup>

Ø 14 - 16 mm = 25 Kg./cm<sup>2</sup>

Order Code	d	L	Mounting Dia.
GCP.06	Ø 6	10	6.1 mm
GCP.08	Ø 8	10	8.1 mm
GCP.10	Ø 10	11	10.1 mm
GCP.12	Ø 12	12	12.1 mm
GCP.14	Ø 14	14	14.1 mm
GCP.16	Ø 16	14	16.1 mm
GCP.20	Ø 20	14	20.1 mm



Code: **SDT**

### Detent Plug - Straight

It is to plug / close unwanted cooling holes in injection moulds.

Mounting: It is inserted acc. to the product diameter by threading.

Material: Brass

Order Code	R / Thread	d	L	SW
SDT.18	G 1/8"	9.4	11.2	5
SDT.14	G 1/4"	12.8	12.5	7
SDT.38	G 3/8"	15.9	14.1	8
SDT.12	G 1/2"	20.5	17.8	10

Order Code	M / Thread	L	SW
SDT.M06	M6 x 0.75	7	3
SDT.M08	M8 x 0.75	8	4
SDT.M10	M10 x 1.0	10	5
SDT.M12	M12 x 1.5	10	6
SDT.M14	M14 x 1.5	10	7



Material: MS58 Brass

Max. Temp.: 135°

Code: **SKT**



Material: Steel + Black Coating

Max. Temp.: 160°

Code: **CKT**

### Detent Plug - Conical

Order Code	R / Thread	d	L	SW
SKT.18	NPT 1/8"	9.4	11.2	5
SKT.14	NPT 1/4"	12.8	12.5	7
SKT.38	NPT 3/8"	15.9	14.1	8
SKT.12	NPT 1/2"	20.5	17.8	10

Order Code	M / Thread	L	SW
SKT.M06	M6 x 0.75	7	3
SKT.M08	M8 x 0.75	8	4
SKT.M10	M10 x 1.0	8	5
SKT.M12	M12 x 1.5	10	6
SKT.M14	M14 x 1.5	10	7

#### CKT / Steel Type:

Order Code	R / Thread	d	L	SW
CKT.18	NPT 1/8"	9.4	11.2	5
CKT.14	NPT 1/4"	12.8	12.5	7
CKT.38	NPT 3/8"	15.9	14.1	8
CKT.12	NPT 1/2"	20.5	17.8	10